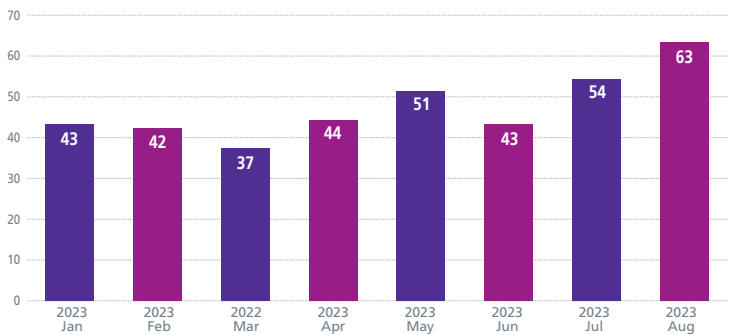


# Airside standard

# Hello

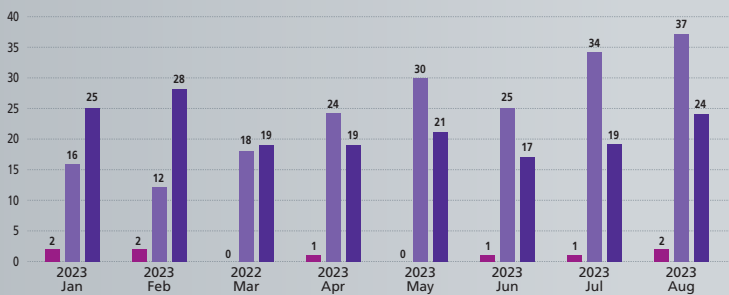
Welcome to your monthly update from the **Airside Safety Improvement Team**

## RTC Data



The above graph shows the amount of road traffic collisions that have taken place on the airfield in the past 8 months. So far in 2023, there have been **377** reported road traffic collisions.

The graph below breaks down the 3 different categories of RTC's, so far in 2023



**CAT 3**  
with a total of:  
9 in total in  
2023

**CAT 4**  
with a total of:  
196 in total in  
2023

**CAT 5**  
with a total of:  
172 in total in  
2023

We appreciate how busy it is out on the stand and road network, especially during the busy summer period, but please ensure you're taking care when manoeuvring around the network and always carry out your vehicle inspection before any journey.

## Hotspots

- Stand 506 - 2 Collisions**
- Stand 502 - 3 Collisions**
- Stand 534 - 3 Collisions**
- Stand 562 - 2 collisions**

Please ensure you're sticking to 5mph (max) when manoeuvring on stand and clearways.

If you need to reverse your vehicle at any point, please use a banksman.

**West Circular Road- 2 collisions**

Please be wary of vehicles of pulling out of side roads / baggage facility.

## Winter Safety Week

This year's winter safety week will be bigger and better than ever. We are looking forward to seeing you all at the event. Promoting key safety messages across the airside community, with hot food and beverages. Fun interactive activities at this year's event will include: The Escape bus and the wellbeing bus.

**Airside Safety Week**

### LOCATIONS:

- 6 Nov** T3 Stand 351
- 7 Nov** T5 Stand 524
- 8 Nov** T2 KAD site
- 9/10 Nov** T4 Stand 461

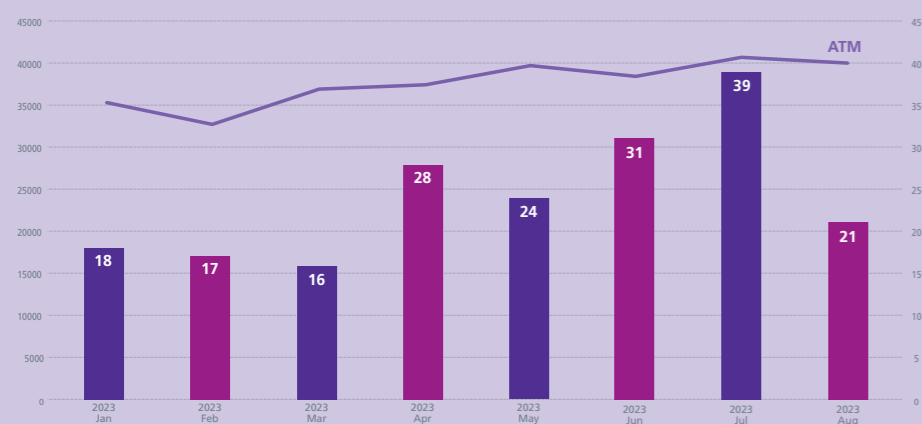


# UNCONTROLLED CROSSINGS (Failure to give way to aircrafts)



## Dropped Loads Data August 2023

Total dropped load occurrences 2023 vs aircraft movement



In August, a notable reduction in dropped load incidents was observed, with a total of 22 occurrences documented, compared to the 39 incidents recorded in July.

The majority of these occurrences took place in Terminal 2 with a total of 13 dropped loads events, followed by Terminal 5 with 5, Terminal 3 with 2 and Terminal 4 with 1 incident.

Among these, 9 dropped load incidents happened on service roads, 9 on aircraft stands and 3 in baggage areas. Of these, 17 dropped loads incidents occurred while vehicles were in motion (during the transportation of ULDs to and from aircraft stands and baggage areas). These incidents were primarily due to drivers failing to check the stops before moving off.

### Four incidents happened during loading and offloading operations on aircraft stands and involved:

- A pallet rolling off a ULD transporter's platform due to equipment malfunction.
- A ULD falling off the rear platform of the high loader due to unexpectedly activated controls, with the operator's watch strap getting caught on the controls.
- A ULD not being fully loaded on the elevator's rear platform, resulting in it being pulled away by the train of dollies in motion.
- A ULD falling underneath the elevator's platform in the raised position after being pushed toward the equipment by a distracted operator.
- Additionally, there were 38 close calls reported via the Airport Community App in August, most of which were related to empty ULDs left unsecured on laterals in baggage areas.



### Uncontrolled crossings are roadways that run across sections of taxiways and are marked by black and white checkerboard markings.

When approaching an uncontrolled crossing, drivers must **always give way to aircrafts and vehicles using the taxiway, and aircraft pushing back from adjacent stands.**

Failing to do so can lead to dangerous situations including collisions between vehicles and aircrafts, injuries or fatalities to staff and passengers, and extensive damage to both the vehicles and the aircraft. Aircrafts are in fact large and heavy machines which require considerable distance to come to a stop and from where pilots have restricted visibility.

Therefore, prior of using an uncontrolled crossing, **please ensure you follow these simple steps:**

1. Bring your vehicle to a full stop prior to using the uncontrolled crossing.

2. Perform a careful check of your surroundings prior to using the crossing. These include checking for aircrafts or vehicles already driving on the manoeuvring area or aircrafts being pushed back or towed from nearby stands.

3. Always give way to aircraft and vehicles using the taxiway, and aircraft pushing back from adjacent stands. If you are in doubt, wait until you are certain it is safe to cross.

4. Cross behind aircrafts only at a distance greater than two aircraft lengths. If an aircraft is under tow, then one aircraft length distance must have passed before crossing.

## Pedestrian walkways

**Please ensure you're using pedestrian walkways when travelling on foot, on the apron.**

These walkways ensure you use a safe walking route when travelling from A to B.

Pedestrian walkways are a set of parallel green lines usually combined with white lines marking the outside edge. They are often supplemented by a 'walking man' pictogram applied in white to the walkway.



## REMINDER

In the event of a dropped load incident, please ensure you take the following actions:

1. Report the incident immediately to your line manager and the airport by calling the following reporting contacts:
  - 0771 1146323 if you are in Baggage Halls
  - 222 / 0208 759 1212 if you are anywhere else.
2. Do not move any vehicle and equipment until airfield / baggage officers arrive on site to conduct the investigation.

# CARGO TUNNEL – DRIVING STANDARDS

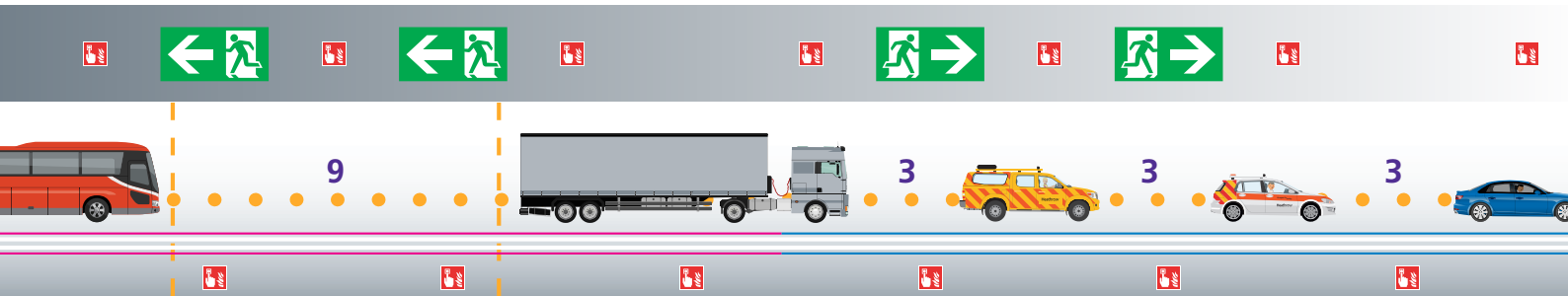
## While crossing the Cargo Tunnel, please always ensure you:

- Adhere to the 20 mph speed limit.
- Maintain a three-dot spacing to the vehicle in front of you. Only buses / coaches must maintain a distance of over 108 metres (9 dots / 2 reflective bands) from the vehicle in front at all times, including when stationary.
- Switch the obstruction lights off.

If you detect a problem with your vehicle once in the tunnel, please attempt to drive the vehicle out of the tunnel if it is safe to do so.

## In the event of a breakdown, minor RTA or other non-fire incident, please ensure you:

- Pull over and stop to allow space for other vehicles to pass safely.
- Stop the vehicle and switch off the engine.
- Switch on hazard warning lights.
- Report the situation to APOC using the nearest Emergency Roadside Telephone, or via mobile on 0208 759 1212.
- Remain with the vehicle, together with any passengers, until assistance arrives or;
- Leave the vehicle if instructed to do so via the Public Address systems.

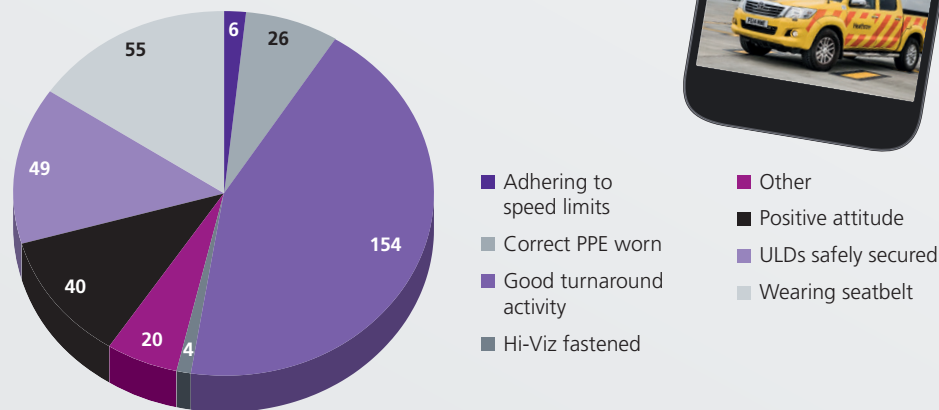


## Positive interaction

### We want to ensure that positive safety behaviour is captured and recognised.

In the Month of August 354 Positive interactions were captured. There were 8 different categories, in which good turnaround activity was (155) reports. Thank you to the community for your continued support.

### Positive interactions for August 2023



## Feedback

Scan the QR code below to leave your feedback for the Airside Standard Monthly Newsletter team:

