

Service quality rebate

Heathrow Terminal 1	Jun-12				Year to date *	
	Actual	Target	Target achieved	Rebate £	Rebate £	Number of failures
Departure lounge seat availability	4.1	3.8	Yes	0	0	0
Cleanliness	4.0	3.9	Yes	0	0	0
Wayfinding	4.1	4.0	Yes	0	0	0
Flight information	4.3	4.2	Yes	0	0	0
Central security queues - Times queue <5 minutes	98.43%	95.00%	Yes	0	0	0
Central security queues - Times queue = 10 minutes	99.93%	99.00%	Yes	0	0	0
Passenger sensitive equipment (general)	99.75%	99.00%	Yes	0	0	0
Passenger sensitive equipment (priority)	99.56%	99.00%	Yes	0	0	0
Arrivals reclaim (baggage carousels)	99.15%	99.00%	Yes	0	0	0
Stands	99.82%	99.00%	Yes	0	0	0
Jetties	99.44%	99.00%	Yes	0	0	0
FEGP	99.83%	99.00%	Yes	0	0	0
Stand entry guidance	99.94%	99.00%	Yes	0	0	0
Transfer search	96.86%	95.00%	Yes	0	0	0
Staff search	99.62%	95.00%	Yes	0	0	0
Control posts search	99.08%	95.00%	Yes	0	0	0
Pier service	97.84%	94.36%	Yes	0	0	0
Total				0	0	0

NOTE: * year is April 2012 to March 2013

CREDIT NOTES: will be raised and allocated to the relevant parties that used the terminal in the relevant month pro-rata with the airport charges incurred for passenger services in that month.

FOR FURTHER INFORMATION: please contact Christopher Downs, email: Christopher_Downs@baa.com

Service quality rebate



Heathrow Terminal 3	Jun-12				Year to date *	
	Actual	Target	Target achieved	Rebate £	Rebate £	Number of failures
Departure lounge seat availability	3.7	3.8	No	245,170	735,510	3
Cleanliness	4.0	3.9	Yes	0	0	0
Wayfinding	4.1	4.0	Yes	0	0	0
Flight information	4.3	4.2	Yes	0	0	0
Central security queues - Times queue <5 minutes	95.57%	95.00%	Yes	0	0	0
Central security queues - Times queue = 10 minutes	100.00%	99.00%	Yes	0	0	0
Passenger sensitive equipment (general)	99.81%	99.00%	Yes	0	0	0
Passenger sensitive equipment (priority)	99.77%	99.00%	Yes	0	0	0
Arrivals reclaim (baggage carousels)	99.76%	99.00%	Yes	0	0	0
Stands	99.63%	99.00%	Yes	0	0	0
Jetties	99.58%	99.00%	Yes	0	0	0
FEGP	99.20%	99.00%	Yes	0	0	0
Pre-conditioned air	99.68%	98.00%	Yes	N/A	N/A	0
Stand entry guidance	100.00%	99.00%	Yes	0	0	0
Transfer search	96.10%	95.00%	Yes	0	0	0
Staff search	100.00%	95.00%	Yes	0	0	0
Control posts search	99.08%	95.00%	Yes	0	0	0
Pier service +	95.91%	94.00%	Yes	0	0	0
				245,170	735,510	3

NOTE: * year is April 2012 to March 2013 + Pier service score is reported one month in arrears

CREDIT NOTES: will be raised and allocated to the relevant parties that used the terminal in the relevant month pro-rata with the airport charges incurred for passenger services in that month.

PIER SERVICE: Following discussion and agreement with airlines, a revised methodology for the calculation of the pier service percentage in Terminal 3 was implemented in November 2010. The revision applies from February 2009 onwards. Results reported as a fail in prior months are now reported as target achieved.

FOR FURTHER INFORMATION: please contact Christopher Downs, email: Christopher_Downs@baa.com

Service quality rebate

Heathrow Terminal 4	Jun-12				Year to date *	
	Actual	Target	Target achieved	Rebate £	Rebate £	Number of failures
Departure lounge seat availability	4.1	3.8	Yes	0	0	0
Cleanliness	4.1	3.9	Yes	0	0	0
Wayfinding	4.2	4.0	Yes	0	0	0
Flight information	4.3	4.2	Yes	0	0	0
Central security queues - Times queue <5 minutes	95.62%	95.00%	Yes	0	0	0
Central security queues - Times queue = 10 minutes	99.95%	99.00%	Yes	0	0	0
Passenger sensitive equipment (general)	99.77%	99.00%	Yes	0	0	0
Passenger sensitive equipment (priority)	99.64%	99.00%	Yes	0	0	0
Arrivals reclaim (baggage carousels)	99.80%	99.00%	Yes	0	0	0
Stands	99.08%	99.00%	Yes	0	0	0
Jetties	99.60%	99.00%	Yes	0	0	0
FEGP	99.98%	99.00%	Yes	0	0	0
Stand entry guidance	100.00%	99.00%	Yes	0	0	0
Transfer search	95.38%	95.00%	Yes	0	0	0
Staff search	100.00%	95.00%	Yes	0	0	0
Control posts search	99.08%	95.00%	Yes	0	0	0
Pier service	99.35%	95.00%	Yes	0	0	0
Total				0	0	0

NOTE: * year is April 2012 to March 2013

CREDIT NOTES: will be raised and allocated to the relevant parties that used the terminal in the relevant month pro-rata with the airport charges incurred for passenger services in that month.

FOR FURTHER INFORMATION: please contact Christopher Downs, email: Christopher_Downs@baa.com

Service quality rebate

Heathrow Terminal 5	Jun-12				Year to date *	
	Actual	Target	Target achieved	Rebate £	Rebate £	Number of failures
Departure lounge seat availability	4.0	3.8	Yes	0	0	0
Cleanliness	4.2	3.9	Yes	0	0	0
Wayfinding	4.2	4.0	Yes	0	0	0
Flight information	4.4	4.2	Yes	0	0	0
Central security queues - Times queue <5 minutes	96.10%	95.00%	Yes	0	592,836	1
Central security queues - Times queue = 10 minutes	99.79%	99.00%	Yes	0	0	0
Passenger sensitive equipment (general)	99.79%	99.00%	Yes	0	0	0
Passenger sensitive equipment (priority)	99.80%	99.00%	Yes	0	0	0
Arrivals reclaim (baggage carousels)	99.72%	99.00%	Yes	0	0	0
Stands	99.92%	99.00%	Yes	0	0	0
Jetties	99.56%	99.00%	Yes	0	0	0
FEGP	99.62%	99.00%	Yes	0	0	0
Pre-conditioned air	99.08%	98.00%	Yes	N/A	N/A	0
Stand entry guidance	99.99%	99.00%	Yes	0	0	0
Transfer search	97.04%	95.00%	Yes	0	258,297	1
Staff search	99.09%	95.00%	Yes	0	0	0
Control posts search	99.08%	95.00%	Yes	0	0	0
Pier service	92.28%	95.00%	No	232,421	697,263	3
Transit system - % time one car available	99.97%	99.00%	Yes	0	0	0
Transit system - % time two cars available	99.35%	97.00%	Yes	0	0	0
Total				232,421	1,548,396	5

NOTE: * year is April 2012 to March 2013

CREDIT NOTES: will be raised and allocated to the relevant parties that used the terminal in the relevant month pro-rata with the airport charges incurred for passenger services in that month.

FOR FURTHER INFORMATION: please contact Christopher Downs, email: Christopher_Downs@baa.com

Service quality rebate



Aerodrome Congestion Term	Jun-12		Year to date *	
	Rebate due	Rebate £	Rebate £	Number of rebates
Aerodrome Congestion Term	No	0	0	3
Total			0	3

--

NOTE: * year is April 2012 to March 2013

FOR FURTHER INFORMATION: please contact Christopher Downs, email: Christopher_Downs@baa.com

How are we performing?

June 2012

KEY TO PERFORMANCE




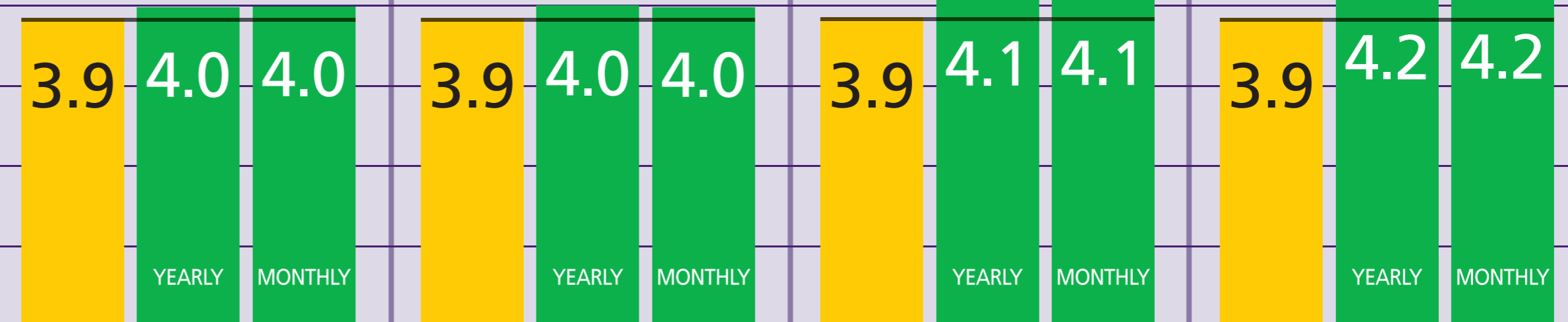
Terminal 1 Terminal 3 Terminal 4 Terminal 5



Cleanliness

Overall cleanliness of the terminal

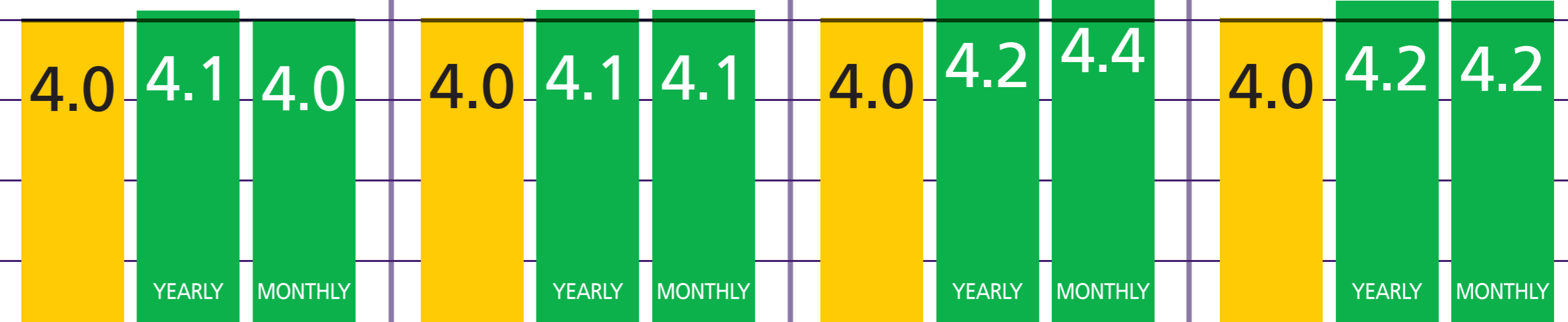
As rated by 1= extremely poor and 5= excellent



Wayfinding

Ease of finding your way around our airport

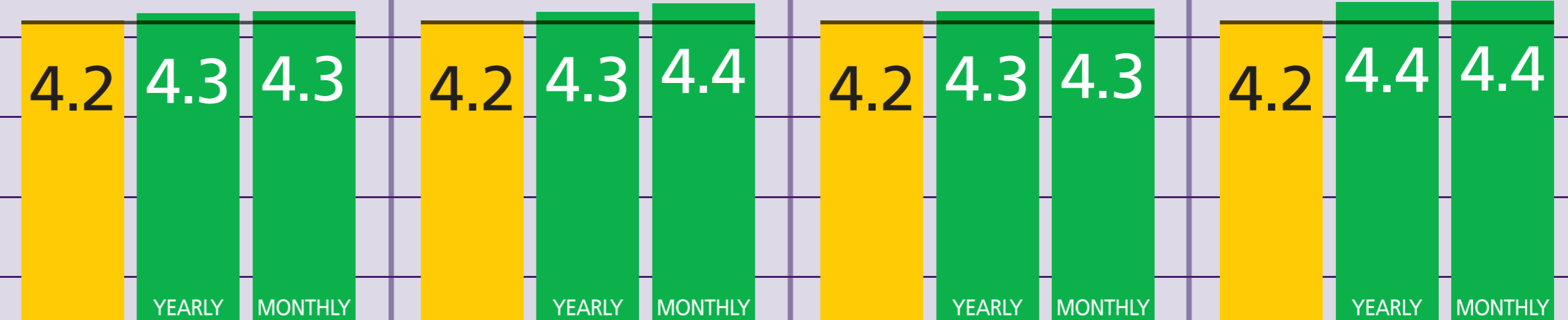
As rated by 1= extremely poor and 5= excellent



Flight Info

Accuracy and ease of finding flight information

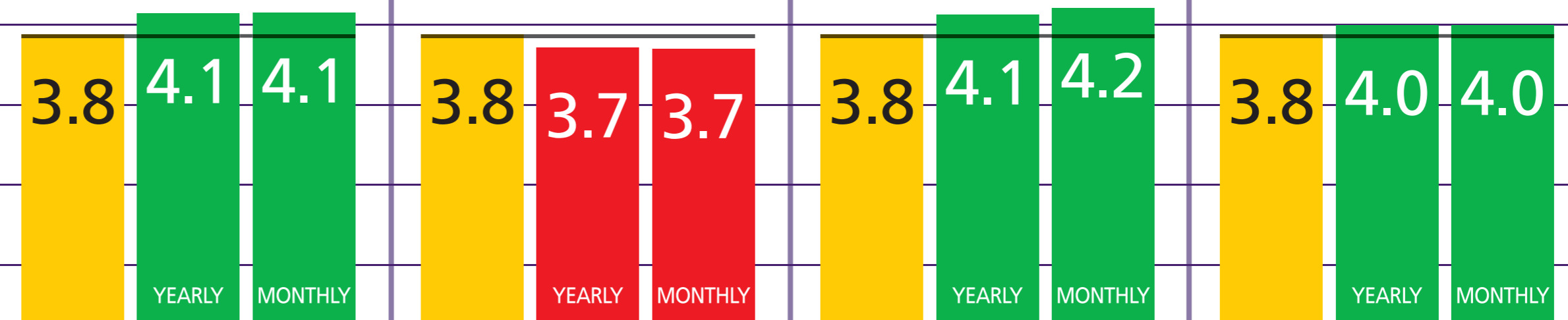
As rated by 1= extremely poor and 5= excellent



Departure Lounge Seat Availability

Ease of finding a seat

As rated by 1= extremely poor and 5= excellent

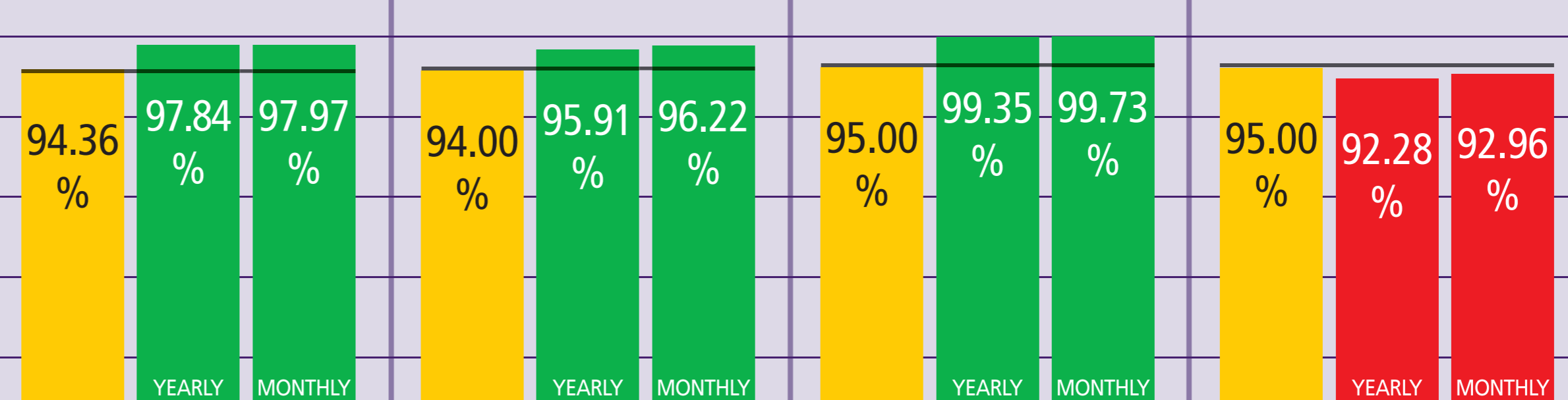


Pier Service

Percentage of passengers embarking and disembarking directly into the terminal building

Please note: Pier Service targets will change monthly. Annual pass or fail rates will depend on the monthly target. Terminal 3 Pier Service score is reported one month in arrears.


Availability measured over a month



Terminal 5 Transit

Service availability

Availability measured over a month



We welcome your feedback:
heathrowcustomerfeedback@baa.com

How are we performing?

June 2012

KEY TO PERFORMANCE


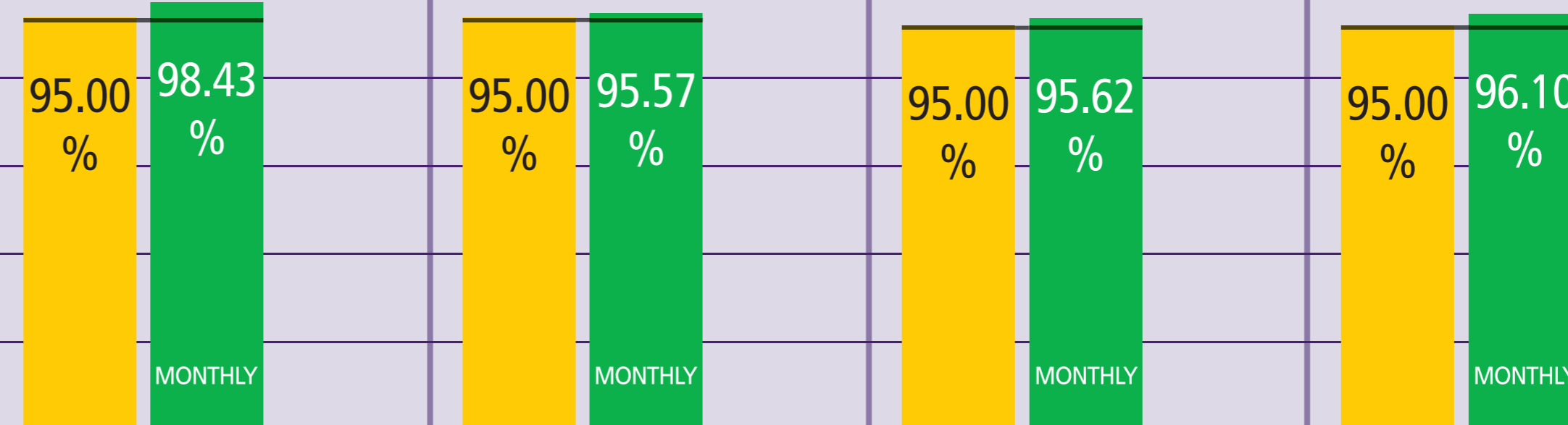


Terminal 1 Terminal 3 Terminal 4 Terminal 5



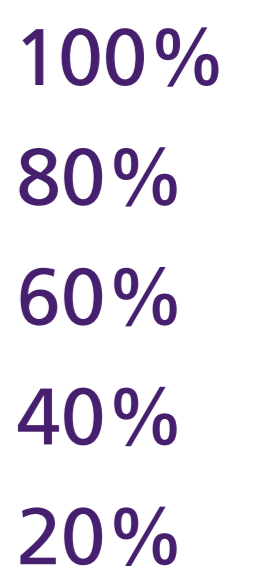
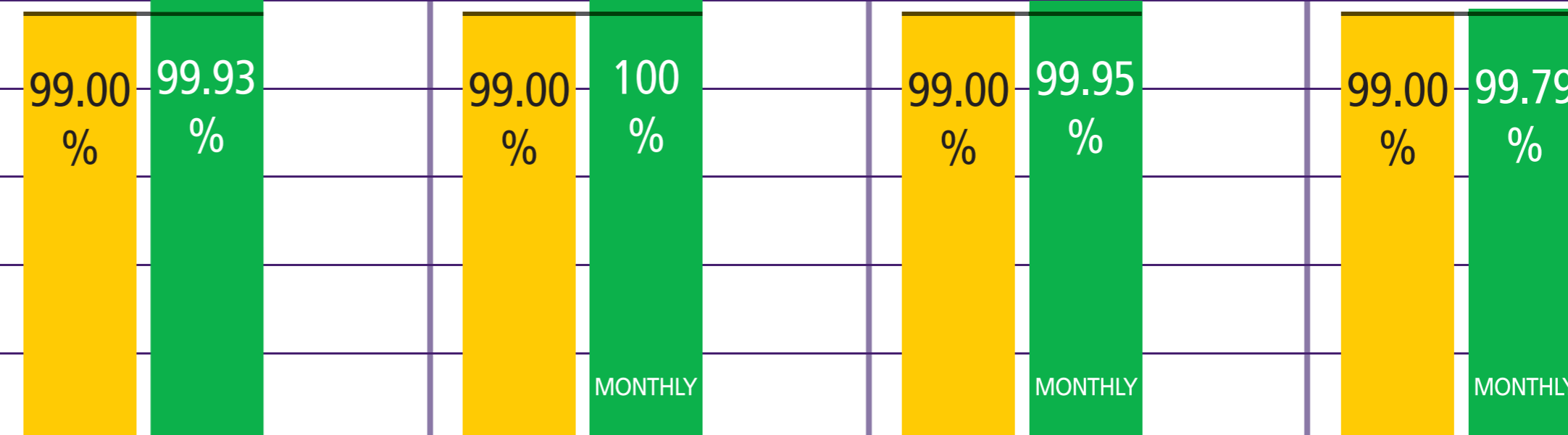
Security waiting time 5 mins
queue < 5mins

Based on 15min time periods measured




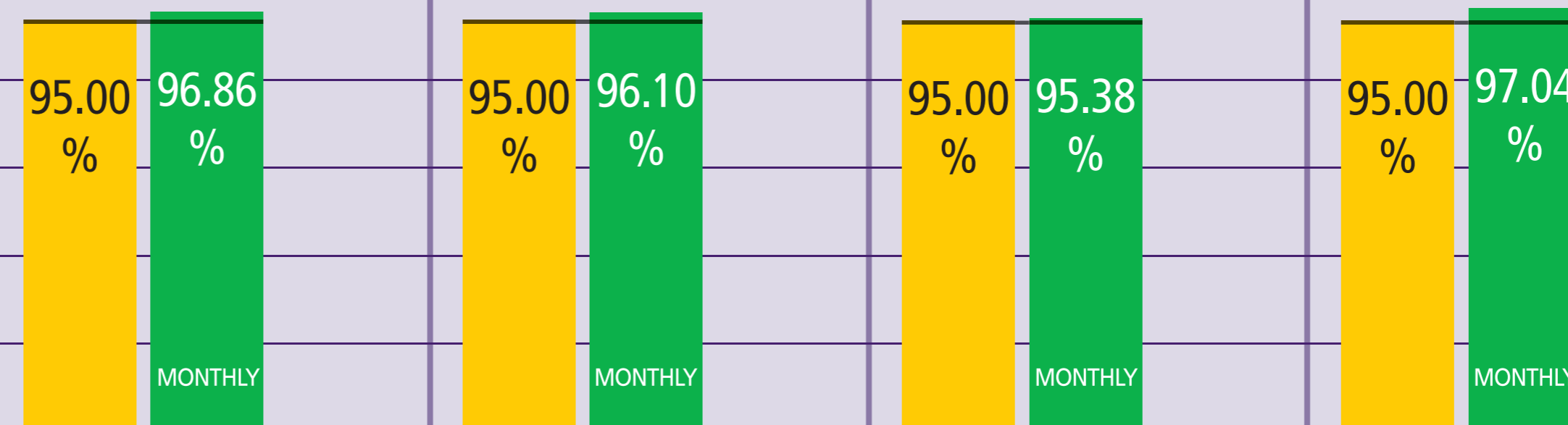
Security waiting time 10 mins
queue < 10mins

Based on 15min time periods measured



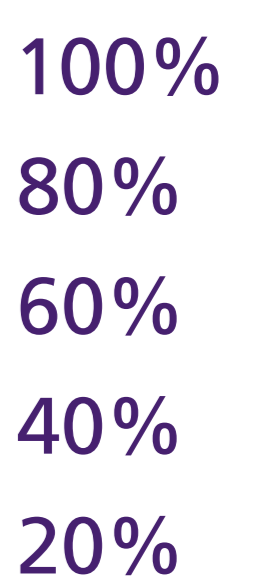
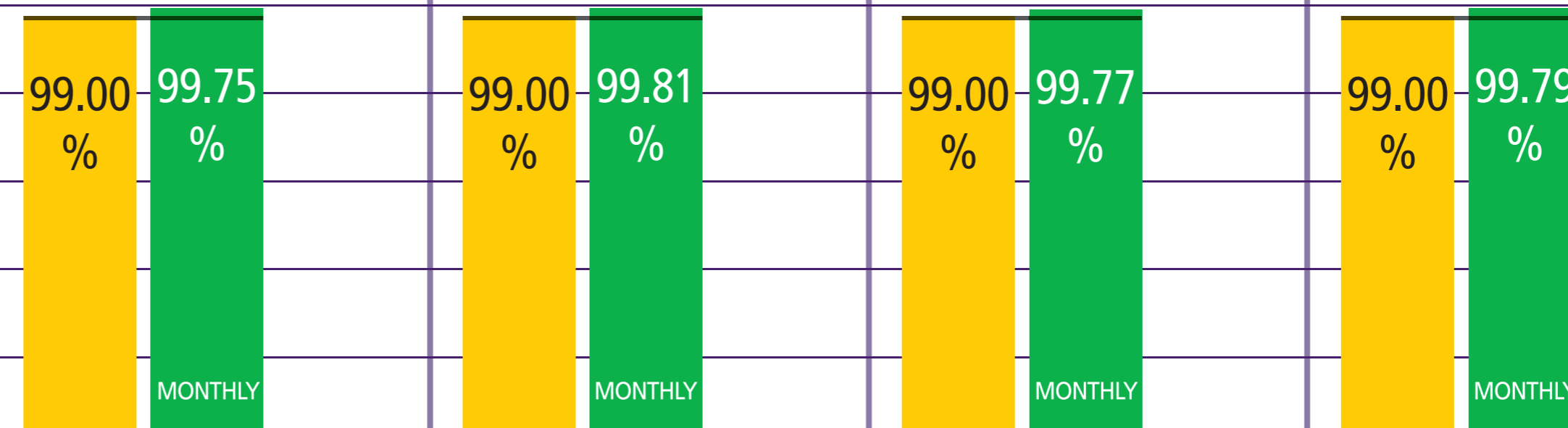
Security waiting time for transfer passengers
queue < 10mins

Based on 15min time periods measured




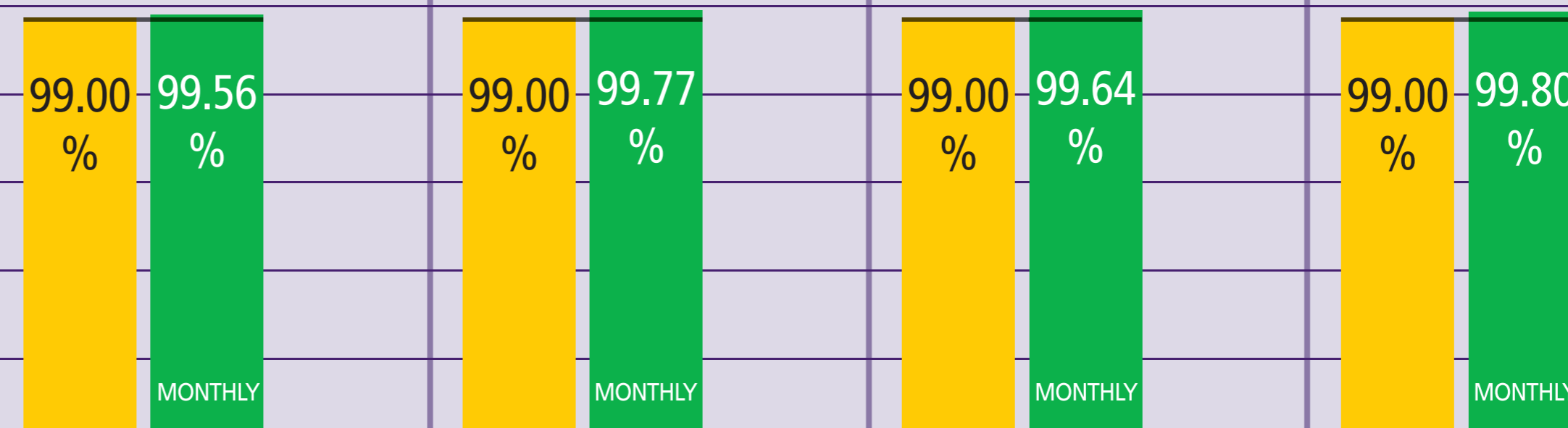
Lifts, escalators & passenger conveyors
Service availability

Based on 15min time periods measured




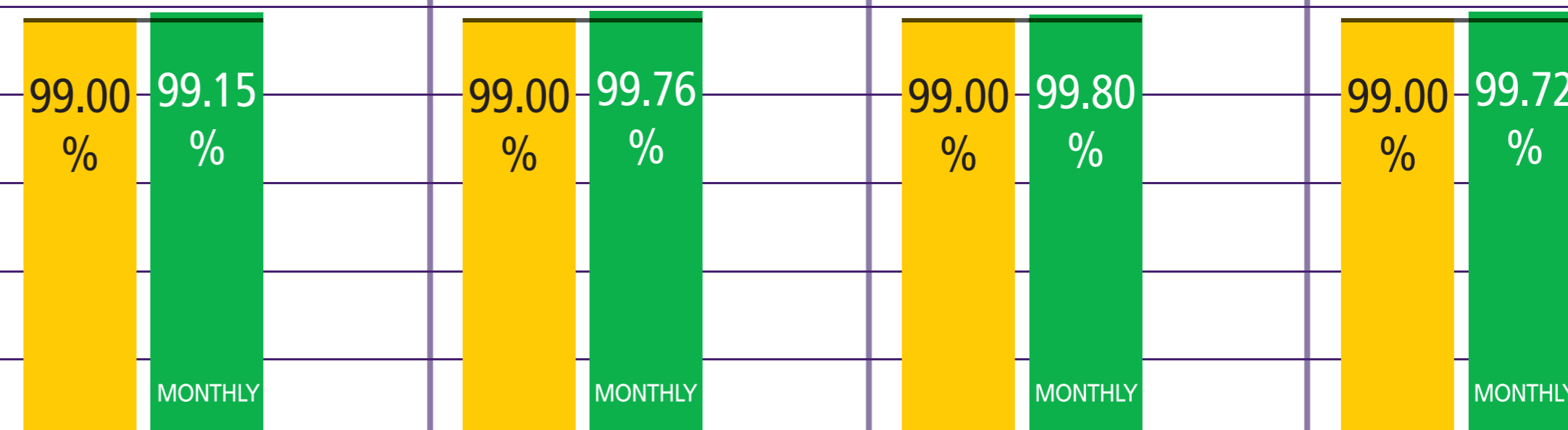
Lifts, escalators & passenger conveyors (passenger critical)
Service availability

Based on 15min time periods measured



Arrivals Reclaim
Service availability

Based on 15min time periods measured



We welcome your feedback:
heathrowcustomerfeedback@baa.com

How are we performing?

June 2012

KEY TO MONTHLY PERFORMANCE



AERODROME CONGESTION TERM

The scheme by which third parties are compensated for material events which impacted the airfield

