

CREDIT OPINION

26 May 2017

Update

Rate this Research >>

RATINGS

Heathrow Finance plc

Domicile	United Kingdom
Long Term Rating	Ba1
Type	LT Corporate Family Ratings
Outlook	Stable

Please see the ratings section at the end of this report for more information. The ratings and outlook shown reflect information as of the publication date.

Contacts

Xavier Lopez Del Rincon
VP- Sr Credit Officer
xavier.lopez-del-rincon@moodys.com

Andrew Blease
Associate Managing Director
andrew.blease@moodys.com

Heathrow Finance plc

Update following affirmation of the ratings

Summary Rating Rationale

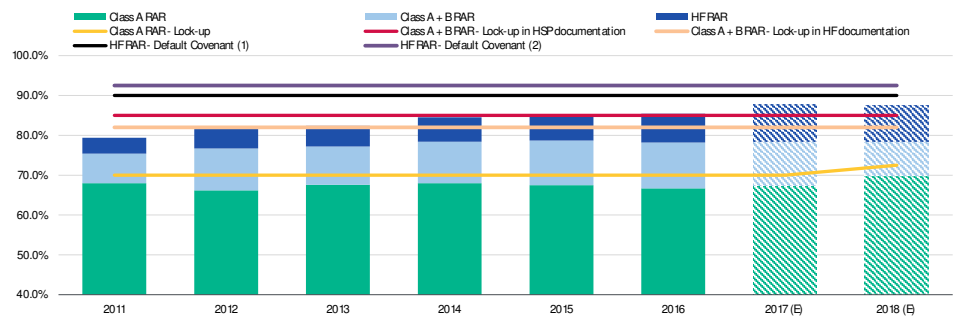
The Ba1 Corporate Family Rating (CFR) of Heathrow Finance plc ("HF") reflects a Probability of Default Rating of Ba2-PD and a 65% Expected Family Recovery Rate. The CFR is an opinion of the HF group's ability to honour its financial obligations and is assigned to HF as if it had a single class of debt and a single consolidated legal structure. The Ba3 / LGD-5 rating of the HF Notes reflects the structural subordination of the HF Notes in the HF group structure versus the debt at Heathrow (SP) Limited ("HSP").

HF's Ba1 CFR reflects (1) its ownership of Heathrow, which is one of the world's most important hub airports and the largest European airport, (2) its long established framework of economic regulation, (3) the resilient traffic characteristics of Heathrow, (4) the capacity constraints the airport faces, (5) the current sustained period of lower capital expenditure levels, (6) an expectation that the HF group will maintain a high leverage with Net debt / RAB in the high 80s percent, and (7) the features of the HSP secured debt financing structure which puts certain constraints around management activity together with the protective features of the HF Debt which effectively limits HF's activities to its investment in HSP.

Exhibit 1

HF will operate with a temporary reduced headroom under the lowest of its leverage covenants until September 2019

Class A, class B and HF net debt to RAB (as per covenant calculation)



The 2017 and 2018 estimates represent Moody's forward view; not the view of the issuer
Source: Moody's Financial Metrics for historical data

Credit Strengths

- » Ownership of Heathrow, one of the world's most important hub airports and the largest European airport
- » Long established framework of economic regulation
- » Resilient traffic characteristics of Heathrow
- » Lower capital expenditure levels until the end of the decade
- » The features of the secured debt financing structure at operating company level which puts certain constraints around management activity together with the protective features of the Heathrow Finance debt

Credit Challenges

- » Constrained runway capacity could damage LHR's hub status in the long term
- » High leverage, with Net Debt to RAB in the high 80s percent

Rating Outlook

The rating outlook is stable. This reflects Moody's expectation that Heathrow will see low single digit growth overall in passenger volumes and maintain a credit profile commensurate with the current ratings. The outlook further assumes that HSP will continue to manage its debt raising programme in a way that minimises refinancing risk and allows it to comfortably meet new funding requirements and that the reduction in the headroom against the HF leverage covenant is temporary in nature.

Factors that Could Lead to an Upgrade

The ratings could move up if the HF group were to exhibit a financial profile that evidenced materially lower leverage than currently expected. This could be suggested by a Net Debt to RAB ratio likely to be permanently below 80% and an Adjusted Interest Cover Ratio of permanently more than 1.2 times.

Factors that Could Lead to a Downgrade

The ratings could move down if the HF group were to exhibit a financial profile that evidenced materially higher leverage than currently expected. This could be suggested by a materially reduced headroom under its Net Debt to RAB covenant or an Adjusted Interest Cover Ratio that is consistently less than 1.0 times.

Key Indicators

Exhibit 2

Heathrow Finance plc

	2016	2015	2014	2013	2012
(FFO + Cash Interest Expense) / (Cash Interest Expense)	2.3x	2.3x	2.0x	1.7x	1.5x
FFO / Debt	6.7%	6.5%	6.0%	4.8%	3.5%
Moody's Debt Service Coverage Ratio	1.9x	1.8x	1.9x	1.7x	1.5x
FCF / Debt	2.3%	5.0%	2.8%	-0.8%	0.8%
Net Debt / RAB [1]	85.4%	84.9%	84.5%	82.4%	81.6%
Adjusted Interest Coverage Ratio	1.3x	1.3x	1.2x	1.0x	0.9x

All ratios are based on 'Adjusted' financial data and incorporate Moody's Global Standard Adjustments for Non-Financial Corporations with the exception of [1] which is calculated as per the definition in the financing documentation

Source: Moody's Financial Metrics

Note: For definitions of Moody's most common ratio terms please see the accompanying [User's Guide](#).

This publication does not announce a credit rating action. For any credit ratings referenced in this publication, please see the ratings tab on the issuer/entity page on www.moody's.com for the most updated credit rating action information and rating history.

Detailed Rating Considerations

Ownership of Heathrow, one of the world's most important hub airports and the largest European airport

The HF group owns London Heathrow airport (LHR) in perpetuity, with all key aviation infrastructure controlled by its management. The company owning LHR is a general limited liability company that has no particular legal restrictions in relation to its business activities. However, LHR is subject to regulatory oversight, which places some constraints on operations and capital expenditure.

As reported by the Civil Aviation Authority, with 75.7 million passengers in 2016, LHR accounts for approximately 47% of the London air travel market (counting Luton Airport as serving London). It should be noted that this somewhat understates LHR's position because of its role as the UK (and Europe's) largest hub airport. Indeed, LHR is also the UK's major gateway airport and the largest European airport by number of passengers. LHR accounted for 28% of total UK passenger volumes and handled approximately 74% of all of the UK's scheduled long haul traffic in 2016. Its large route network underpins this position, with over 80 airlines operating at LHR, 194 destinations served in 82 countries and five of the top 10 intercontinental routes by number of seats offered touching LHR. LHR therefore serves a geographical area much wider than London.

LHR is exposed to some transmodal competition, in particular from rail. Domestic air services compete with rail, and the Eurostar rail service competes very effectively with airlines on the London-Paris and London-Brussels routes. Rail competition with airlines may increase in future as other high speed rail destinations are added to serve London in addition to the Eurostar's route network and (in the longer term) there is potential for limited competition from domestic high speed rail services.

Long established framework of economic regulation

LHR is subject to a framework of economic regulation that is considered appropriate and transparent. It is a form of price cap regulation that has proven to permit fair recovery of costs and generates a reasonable return on invested capital.

On 1 April 2014, a new regulatory settlement came into effect covering the period to 31 December 2018, the sixth quinquennium (or Q6) since economic regulation was first applied at LHR. Although this was the first time that the regulatory decision stemmed from the Civil Aviation Act 2012, the parliamentary act that replaced the Airports Act 1986, the regulator, the Civil Aviation Authority (CAA), largely opted for a continuity of approach.

Under the Act, LHR has been subject to a Market Assessment Test that determined that it is a Dominant Airport, i.e. an airport with an element of monopoly power in its service area. As a consequence LHR has been issued a Licence and is subject to economic regulation. LHR's regulated revenues are defined as yearly passenger price caps derived from dividing by annual passenger forecasts the sum of (1) the remuneration of an agreed regulatory asset base (RAB) at a predetermined weighted average cost of capital (WACC); (2) allowances for the recovery of asset depreciation and operating costs, with some efficiency targets incorporated; and (3) the netting-off of non-aeronautical revenues.

Although LHR retains passenger volume risk within each regulatory period, the passenger volume assumptions used by the CAA to calculate aeronautical charges are rebased at every regulatory period. The assumed traffic growth over Q6 is modest to reflect the view that assumed passenger volumes should have built-in contingencies to accommodate one-off negative shocks. The absence of major shocks in Q6 has therefore supported the 3% outperformance of the forecast included in the regulatory settlement recorded since the beginning of the regulatory period.

The regulatory settlement also incorporates efficiency targets in the form of expected cost reductions and increased commercial revenues. Although the overall efficiencies required by the CAA are challenging and assume that by the end of Q6 LHR will operate on a materially lower cost base, about four fifths of the operating efficiencies required during Q6 have already been secured or can be considered as easily achievable. In Moody's view there is a reasonable chance that LHR management will outperform the regulatory settlement in terms of operating efficiencies and non-aeronautical revenues.

Given that financing costs have remained at historically low levels since the regulatory settlement came into effect, Moody's also expects LHR to outperform the financial targets embedded in the regulated allowed return over the asset base.

In March 2016, the CAA launched a review to evaluate the appropriate regulatory arrangements that should apply in the next regulatory period (H7). Given the delay in the UK government's decision over additional runway capacity, industry stakeholders suggested that an extension of the current price control period should be considered to give an opportunity to reflect in the new

settlement any decision on runway capacity expansion. After a period of consultation, the CAA decided in October 2016 to extend Q6 by a one year to the end of 2019, with a further one-year extension to be considered by the end of June 2017. The CAA's decision provides for the extension of the regulatory period on the same terms, i.e. a price path of RPI-1.5%.

Resilient traffic characteristics

LHR traffic has grown at reasonably constant growth rates over the past 10 years. The standard deviation of the long term average annual passenger growth rate for LHR is 2.1% which evidences low volatility compared to most rated airports in Europe.

Much of that resilience is underpinned by the capacity constraints LHR operates under. The pent-up demand it faces means that traffic at the airport tends to suffer lower declines than other comparable airports when economic activity weakens. Under strong economic conditions, however, the airport's ability to accommodate additional traffic is restricted.

In addition, the airport's traffic performance is also explained by its catchment area's strength. LHR serves London and the South east of England directly, one of Europe's most economically robust areas with GDP per capita well above the European average. The economic base has a good level of diversity which is underpinned by London's status as one of the leading world cities from an economic, political and cultural perspective.

LHR estimates that 30% of LHR's traffic is transfer traffic, with the majority of this traffic captured by British Airways. The resilience of this traffic depends on British Airways's strategy and financial health and on LHR's ability to offer an attractive and competitive environment to transfer passengers. LHR's management has focused on improving passenger experience, with passenger satisfaction improving notably since the opening of Terminal 5.

Moody's believes that LHR should be well positioned to withstand the short term impacts of the UK's vote to leave the European Union. In the short term, the impact of the referendum result on demand for air travel will be driven by the negative effect uncertainty is likely to have on economic sentiment. This uncertainty is caused by the lack of clarity over the shape of the UK's future economic and trading arrangements with the EU, as well as with other major economies with which the UK has trade arrangements in place by virtue of its current membership of the EU, and the risk the new arrangements prove to be worse for the UK's economic prospects than the current situation.

The most immediate impact of this uncertainty has been a sharp depreciation of the pound against the dollar (-11.9% between the date of the referendum and the end of April 2017) and the euro (-8.7% between the date of the referendum and the end of April 2017). This could affect UK residents' travel decisions, as the depreciation makes the cost of holidaying abroad more expensive. On the other hand, a weaker pound could also attract foreign visitors to Britain. The impact on LHR should be, other things being equal, fairly neutral, given that the airport has a balanced inbound-outbound traffic profile with c. 60% of passengers that use LHR residing abroad and the fact that LHR serves London, a major touristic destination.

Uncertainty could also negatively affect both business investment and consumer confidence and spending, which could in turn cause a deceleration of economic growth. The impact of a UK-specific slowdown would be modest given that a majority of the passengers using the airport reside abroad and the relatively high proportion of business passengers using the airport, which have represented a more stable demand since the start of the decade.

Finally, the regulatory regime should offer another mitigant, as the passenger volume forecasts used by the CAA to calculate aeronautical charges are expected to be reset in the next two or three years, providing an opportunity to take into account any enduring negative impact on passenger demand.

Although LHR should withstand the short term impacts of the Brexit vote, there are clear risks to the downside, given the levels of uncertainty around the political environment in which the negotiations to exit the EU will be conducted. Beyond the next couple of years, the future aviation agreements between the UK and both the EU and the rest of the world could be the origin of significant downside risks. Although continued membership by the UK of the European Common Aviation Area (ECAA) is possible, it cannot be taken for granted. An exit from the ECAA would be severely disruptive for airports and airlines, with far-reaching ramifications, including on UK-US aviation agreements. Transitional arrangements would be needed to avoid a sudden loss of air travel rights.

Constrained runway capacity could damage LHR's hub status in the long term

LHR is operating at more than 98% of its runway capacity, given the limit imposed on the number of air traffic movements per annum and the existence of a night time curfew. In addition, a restriction on the use of runways so that they can only be used in 'segregated alternate mode' is also in place to provide some noise respite to those living under the fly-paths of the airport. While passenger growth at the airport can continue in the short to medium term thanks to the operation of bigger aircraft, increases in the number of seats on existing aircraft through seat densification programmes or higher load factors, these restrictions will impact growth levels in the future.

The Airports Commission, an independent commission established in September 2012 to consider how the UK can "maintain its status as an international hub for aviation and immediate actions to improve the use of existing runway capacity in the next 5 years", made a clear and unanimous recommendation to the UK government in July 2015 in favour of expansion at LHR. On 25 October 2016, the UK Government announced its decision to support the expansion of Heathrow Airport. The proposed expansion of Heathrow Airport is expected to deliver up to an additional 260,000 flights per annum at the airport, taking the total to up to 740,000 flights per annum, which could result in annual passenger numbers increasing to 130 million over time, compared to 75.7 million in 2016.

The Government's announcement does not, however, provide the final approval needed before construction can commence. The Government published a draft National Policy Statement in February 2017 outlining the case for the new runway and started a consultation on the document. The document is expected to be subject to Parliamentary scrutiny, including a vote in the House of Commons expected during the 2017-18 parliamentary session, although the general election called in April 2017 could delay this process. Heathrow would then need to make a planning application for expansion, with the Secretary of State for Transport providing final sign off before construction could start.

Over the long term, the absence of additional runway capacity is likely to have an impact on LHR's future ability to accommodate new destinations without compromising existing frequencies, thereby raising questions over its long-term attractiveness as a hub airport. The absence of new runway capacity should not, however, affect LHR's status as the main airport serving London, minimising the risk of traffic volume losses even if transfer traffic declines.

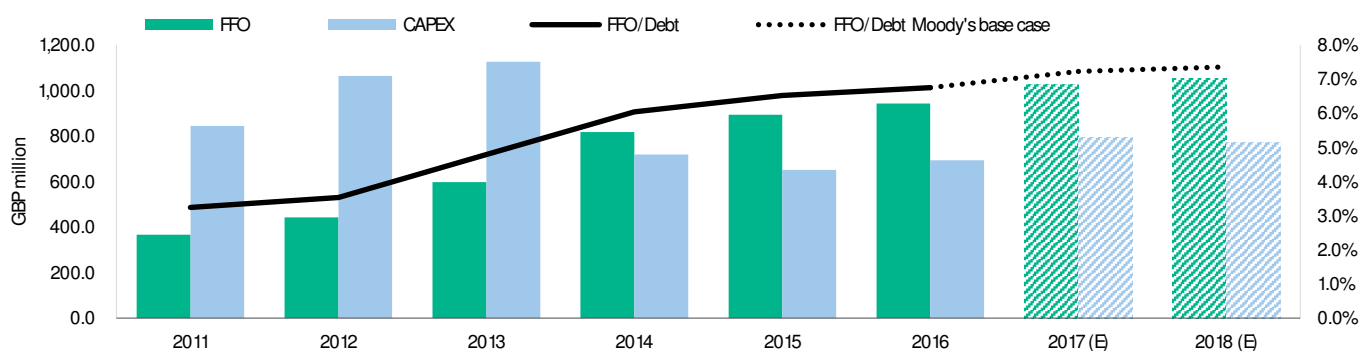
A pause in major capital expenditure until the end of the decade

The opening of the new Terminal 2 in June 2014 marked the start of a pause in LHR's master plan. After seeing investments of more than £1 billion per year for the past decade, the regulatory settlement for the period covering April 2014 - 31 December 2018 incorporates a 33% reduction in the average allowed annual capital expenditure at LHR.

Although LHR management will undertake investment programmes such as a £350 million investment on new hold baggage screening equipment across the airport and £1 billion in several asset replacement projects, the scale and complexity of the capital expenditure will be noticeably lower than in the recent past, leading to an improvement in HF's free cash-flow position.

Exhibit 3

LHR's capital expenditure levels should remain at a lower level until the end of the decade



The 2017 and 2018 estimates represent Moody's forward view; not the view of the issuer
Source: Moody's Financial Metrics for historical data

Whichever decision is made regarding a new runway, this period of lower capital expenditure should last until the end of the decade. After a government decision to support the construction of a new runway, LHR would need to gain planning consent, a process that is

likely to push the bulk of construction operations to the early years of the next decade. On the other hand, if no new runway were to be built, management focus would then likely turn to completing the "toast rack" terminal configuration. The possible extension of the current regulatory period by one year would then also mean that investment levels would not increase until 2020 at the earliest.

High leverage and significant debt maturities

Overall debt levels remain very high relative to the regulated asset base. As of 30 March 2017, HF's reported leverage stood at 85.5% of LHR's RAB. The company announced a £275 million issuance which will result in an increase in HF's leverage to the high 80s in percentage terms and a reduction of the headroom against the 90 percent covenant included in the terms of the Notes due Sep 2019. We expect this reduction in the headroom to be temporary. As all other Notes incorporate a Net Debt to RAB covenant of 92.5 percent, we expect HF will regain the five percentage point headroom under the covenant level that HF has sought to maintain as per its financial policy from September 2019 onwards.

The company has established a bond issuance platform that has been used repeatedly to diversify its sources of financing, issuing bonds in six different currencies and extending the average maturity of its debt. However, over the course of the next 5 years, c. 30% of HF's consolidated debt (£4.2 billion), will become due. Although the company has been very successful at managing its liquidity horizon, this high level of maturities and the company's high leverage limit its ability to withstand unexpected external shocks. The ability to continue to secure funding well in advance of upcoming debt maturities will be a key factor in HF's credit profile.

Structural Considerations

HSP is financed via debt provided through a ring-fenced secured debt financing structure (the "HSP SDF"). The HSP SDF provides for the issuance of two tranches of debt, called ("Class A Debt") and ("Class B Debt"). Class B Debt is subordinated to Class A Debt. The terms of the HSP SDF limit the amount of Class A Debt and Class B Debt that can be issued by HSP through a requirement to maintain certain Net Debt to RAB ratios and interest cover ratios.

HF is currently financed by (1) £263 million 5.375% Senior Secured Notes due Sep 2019, (2) £250 million 5.75% Senior Secured Notes due Mar 2025 and (3) £275 million 3.875% Senior Secured Notes due Mar 2027 (together the "HF Notes"), as well as (4) a £75 million loan facility maturing in 2020, (5) a £50 million loan facility maturing in 2022, (6) a £75m loan facility maturing in 2024, of which £25 million are expected to be drawn in June 2017, (7) two facilities maturing in 2025 with a value of £125 million, of which £50 million are expected to be drawn in June 2017, (8) a £50 million loan facility maturing in 2026 and (9) a £150 million loan facility maturing in 2028 (together with the HF Notes the "HF Debt").

The HF Debt is structurally subordinated to the Class A and Class B Debt and HSP can only provide cash to service debt at HF if it complies with the financial terms of the HSP SDF.

The HF Notes and the other HF Debt rank *pari passu* and are subject to the terms of an Intercreditor Agreement which regulates their rights with regard to each other and any future holder of HF Debt, and provides for the sharing of the security granted to the HF Debt holders. HF Debt holders benefit from a pledge of all of the shares in HSP (HF's only material asset) and a pledge of shares in HF.

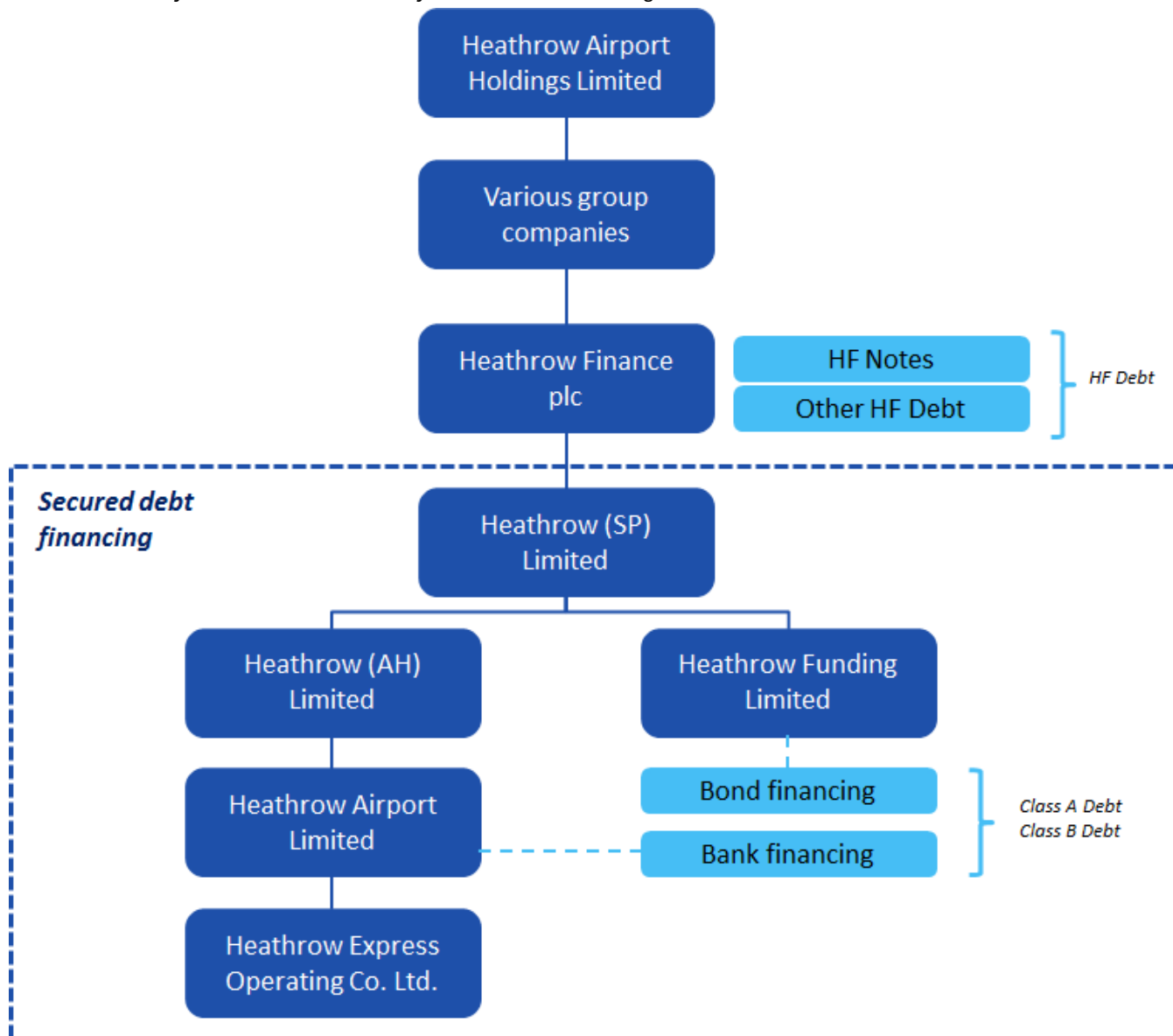
Moody's considers that the HSP SDF isolates the credit profile of LHR from that of the wider Heathrow Airport Holdings Limited ("HAH") group. While there is a certain reliance on HAH for operational support, this is considered acceptable within the context of the rating levels. This together with the security granted to the HF Debt holders should isolate HF from the risks of failure of the wider HAH group, and enables Moody's to ignore any debt in the wider HAH group when assessing the rating of HF. There are certain restrictions on the raising of further debt by HF.

The terms of the HSP SDF also contain other constraints such as a requirement to comply with a hedging policy, liquidity dedicated to meeting interest payments on HSP SDF debt, and additional reporting requirements. While such protections only benefit HSP debt holders directly, and they could in theory be waived by HSP financiers, they do provide some element of protection to HF creditors by helping to protect the financial profile of HSP.

Exhibit 4

Heathrow Finance plc group structure

HF Debt is structurally subordinated to debt issued by HSP's secured debt financing



Source: Moody's

Liquidity Analysis

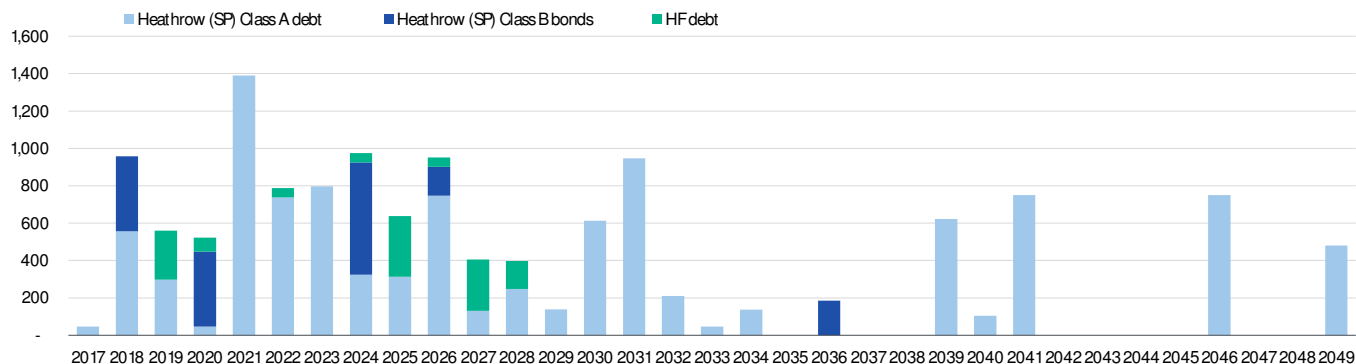
HF's first debt maturity will be a £263 million note due in September 2019. In the meantime, interest payments will need to be met from cash received from HSP, as there are no other sources of cash available and no specific liquidity is kept at HF. HSP will not be permitted to upstream cash to HF if it fails to meet certain tests, generally performance related, but also related to the maintenance of adequate liquidity at HSP.

The liquidity of the HF group as a whole is considered good for at least the 18 months. Operating cash flow after tax is significant and positive in each quarter, with a peak over the summer months of each year. As at 31 March 2017, HF group had £845 million of undrawn revolving credit and working capital facilities at HSP maturing in 2021 (mostly Class A Debt availability but c. 30% of this amount is available as Class B Debt) and £620 million in standby liquidity facilities, also at HSP. In addition, the group had £330 million in cash and committed bank facilities of £100 million at HSP and £75 million at HF to be drawn in 2017.

HSP has very successfully improved its debt maturity profile over the past couple of years, extending the liquidity horizon and increasing the average maturity of its debt. The next significant maturities at HSP are a €750 million class A bond maturing in February 2018 and a £400 million class B bond maturing in September 2018.

Exhibit 5

HF Group debt maturity profile (£ million) as of end of May 2017



Source: Heathrow Finance plc

Profile

The only asset of Heathrow Finance plc ("HF") is its shares in Heathrow (SP) Limited ("HSP"). HSP is a holding company which owns the company that owns London Heathrow Airport ("LHR"). LHR is subject to economic regulation on the UK regulated price-cap utility model, with charges set by the UK Civil Aviation Authority. HF is indirectly owned by Heathrow Airport Holdings Limited ("HAH"). HAH is ultimately owned 25.00% by Ferrovial S.A. (a Spanish infrastructure & construction company), 20.00% by Qatar Holding LLC (a sovereign wealth fund), 12.62% by Caisse de depot et placement du Quebec, 11.20% by the Government of Singapore Investment Corporation (a sovereign wealth fund), 11.18% by Alinda Capital Partners (an infrastructure fund), 10.00% by China Investment Corporation (a sovereign wealth fund) and 10.00% by the University Superannuation Scheme (a pension scheme).

Rating Methodology and Scorecard Factors

HF's Corporate Family Rating reflects our assessment of the company's business profile and financial performance in line with our [Privately Managed Airports and Related Issuers](#) Rating Methodology, published in December 2014.

Exhibit 6

Heathrow Finance plc - Rating Factors Grid

Privately Managed Airports and Related Issuers Industry Grid [1][2]	Current FY 12/31/2016		Moody's 12-18 Month Forward View As of 5/19/2017 [3]	
	Measure	Score	Measure	Score
Factor 1: Concession and Regulatory Frameworks (15%)				
a) Ability to Increase Tariffs	A	A	A	A
b) Nature of Ownership / Control	Aaa	Aaa	Aaa	Aaa
Factor 2: Market Position (15%)				
a) Size of Service Area	Aa	Aa	Aa	Aa
b) Economic Strength & Diversity of Service Area	Aaa	Aaa	Aaa	Aaa
c) Competition for Travel	Baa	Baa	Baa	Baa
Factor 3: Service Offering (15%)				
a) Passenger Mix	Baa	Baa	Baa	Baa
b) Stability of traffic performance	Aa	Aa	Aa	Aa
c) Carrier Base	Aa	Aa	Aa	Aa
Factor 4: Capacity and Capital (5%)				
a) Ability to accommodate expected traffic growth	Baa	Baa	Baa	Baa
Factor 5: Financial Policy (10%)				
a) Financial Policy	Ba	Ba	Ba	Ba
Factor 6: Leverage and Coverage (40%)				
a) (FFO + Cash Interest Expense) / (Cash Interest Expense)	2.3x	Ba	2.3x - 2.5x	Ba
b) FFO / Debt	6.8%	Ba	7% - 7.3%	Ba
c) Moody's Debt Service Coverage Ratio	1.9x	B	1.6x - 1.9x	B
d) RCF / Debt	2.3%	B	4% - 5%	Ba
Rating:				
Indicated Rating from Grid Factors 1-6		N/A		Ba1
Rating Lift			0	0
a) Indicated Rating from Grid		N/A		Ba1
b) Actual Rating Assigned				Ba1

All ratios are based on 'Adjusted' financial data and incorporate Moody's Global Standard Adjustments for Non-Financial Corporations. [2] As of 12/31/2016; Source: Moody's Financial Metrics™. [3] This represents Moody's forward view; not the view of the issuer; and unless noted in the text, does not incorporate significant acquisitions and divestitures.
Source: Moody's Financial Metrics

Ratings

Exhibit 7

Category	Moody's Rating
HEATHROW FINANCE PLC	
Outlook	Stable
Corporate Family Rating	Ba1
Senior Secured -Dom Curr	Ba3/LGD5

Source: Moody's Investors Service

© 2017 Moody's Corporation, Moody's Investors Service, Inc., Moody's Analytics, Inc. and/or their licensors and affiliates (collectively, "MOODY'S"). All rights reserved.

CREDIT RATINGS ISSUED BY MOODY'S INVESTORS SERVICE, INC. AND ITS RATINGS AFFILIATES ("MIS") ARE MOODY'S CURRENT OPINIONS OF THE RELATIVE FUTURE CREDIT RISK OF ENTITIES, CREDIT COMMITMENTS, OR DEBT OR DEBT-LIKE SECURITIES, AND MOODY'S PUBLICATIONS MAY INCLUDE MOODY'S CURRENT OPINIONS OF THE RELATIVE FUTURE CREDIT RISK OF ENTITIES, CREDIT COMMITMENTS, OR DEBT OR DEBT-LIKE SECURITIES. MOODY'S DEFINES CREDIT RISK AS THE RISK THAT AN ENTITY MAY NOT MEET ITS CONTRACTUAL, FINANCIAL OBLIGATIONS AS THEY COME DUE AND ANY ESTIMATED FINANCIAL LOSS IN THE EVENT OF DEFAULT. CREDIT RATINGS DO NOT ADDRESS ANY OTHER RISK, INCLUDING BUT NOT LIMITED TO: LIQUIDITY RISK, MARKET VALUE RISK, OR PRICE VOLATILITY. CREDIT RATINGS AND MOODY'S OPINIONS INCLUDED IN MOODY'S PUBLICATIONS ARE NOT STATEMENTS OF CURRENT OR HISTORICAL FACT. MOODY'S PUBLICATIONS MAY ALSO INCLUDE QUANTITATIVE MODEL-BASED ESTIMATES OF CREDIT RISK AND RELATED OPINIONS OR COMMENTARY PUBLISHED BY MOODY'S ANALYTICS, INC. CREDIT RATINGS AND MOODY'S PUBLICATIONS DO NOT CONSTITUTE OR PROVIDE INVESTMENT OR FINANCIAL ADVICE, AND CREDIT RATINGS AND MOODY'S PUBLICATIONS ARE NOT AND DO NOT PROVIDE RECOMMENDATIONS TO PURCHASE, SELL, OR HOLD PARTICULAR SECURITIES. NEITHER CREDIT RATINGS NOR MOODY'S PUBLICATIONS COMMENT ON THE SUITABILITY OF AN INVESTMENT FOR ANY PARTICULAR INVESTOR. MOODY'S ISSUES ITS CREDIT RATINGS AND PUBLISHES MOODY'S PUBLICATIONS WITH THE EXPECTATION AND UNDERSTANDING THAT EACH INVESTOR WILL, WITH DUE CARE, MAKE ITS OWN STUDY AND EVALUATION OF EACH SECURITY THAT IS UNDER CONSIDERATION FOR PURCHASE, HOLDING, OR SALE.

MOODY'S CREDIT RATINGS AND MOODY'S PUBLICATIONS ARE NOT INTENDED FOR USE BY RETAIL INVESTORS AND IT WOULD BE RECKLESS AND INAPPROPRIATE FOR RETAIL INVESTORS TO USE MOODY'S CREDIT RATINGS OR MOODY'S PUBLICATIONS WHEN MAKING AN INVESTMENT DECISION. IF IN DOUBT YOU SHOULD CONTACT YOUR FINANCIAL OR OTHER PROFESSIONAL ADVISER. ALL INFORMATION CONTAINED HEREIN IS PROTECTED BY LAW, INCLUDING BUT NOT LIMITED TO, COPYRIGHT LAW, AND NONE OF SUCH INFORMATION MAY BE COPIED OR OTHERWISE REPRODUCED, REPACKAGED, FURTHER TRANSMITTED, TRANSFERRED, DISSEMINATED, REDISTRIBUTED OR RESOLD, OR STORED FOR SUBSEQUENT USE FOR ANY SUCH PURPOSE, IN WHOLE OR IN PART, IN ANY FORM OR MANNER OR BY ANY MEANS WHATSOEVER, BY ANY PERSON WITHOUT MOODY'S PRIOR WRITTEN CONSENT.

All information contained herein is obtained by MOODY'S from sources believed by it to be accurate and reliable. Because of the possibility of human or mechanical error as well as other factors, however, all information contained herein is provided "AS IS" without warranty of any kind. MOODY'S adopts all necessary measures so that the information it uses in assigning a credit rating is of sufficient quality and from sources MOODY'S considers to be reliable including, when appropriate, independent third-party sources. However, MOODY'S is not an auditor and cannot in every instance independently verify or validate information received in the rating process or in preparing the Moody's publications.

To the extent permitted by law, MOODY'S and its directors, officers, employees, agents, representatives, licensors and suppliers disclaim liability to any person or entity for any indirect, special, consequential, or incidental losses or damages whatsoever arising from or in connection with the information contained herein or the use of or inability to use any such information, even if MOODY'S or any of its directors, officers, employees, agents, representatives, licensors or suppliers is advised in advance of the possibility of such losses or damages, including but not limited to: (a) any loss of present or prospective profits or (b) any loss or damage arising where the relevant financial instrument is not the subject of a particular credit rating assigned by MOODY'S.

To the extent permitted by law, MOODY'S and its directors, officers, employees, agents, representatives, licensors and suppliers disclaim liability for any direct or compensatory losses or damages caused to any person or entity, including but not limited to by any negligence (but excluding fraud, willful misconduct or any other type of liability that, for the avoidance of doubt, by law cannot be excluded) on the part of, or any contingency within or beyond the control of, MOODY'S or any of its directors, officers, employees, agents, representatives, licensors or suppliers, arising from or in connection with the information contained herein or the use of or inability to use any such information.

NO WARRANTY, EXPRESS OR IMPLIED, AS TO THE ACCURACY, TIMELINESS, COMPLETENESS, MERCHANTABILITY OR FITNESS FOR ANY PARTICULAR PURPOSE OF ANY SUCH RATING OR OTHER OPINION OR INFORMATION IS GIVEN OR MADE BY MOODY'S IN ANY FORM OR MANNER WHATSOEVER.

Moody's Investors Service, Inc., a wholly-owned credit rating agency subsidiary of Moody's Corporation ("MCO"), hereby discloses that most issuers of debt securities (including corporate and municipal bonds, debentures, notes and commercial paper) and preferred stock rated by Moody's Investors Service, Inc. have, prior to assignment of any rating, agreed to pay to Moody's Investors Service, Inc. for appraisal and rating services rendered by it fees ranging from \$1,500 to approximately \$2,500,000. MCO and MIS also maintain policies and procedures to address the independence of MIS's ratings and rating processes. Information regarding certain affiliations that may exist between directors of MCO and rated entities, and between entities who hold ratings from MIS and have also publicly reported to the SEC an ownership interest in MCO of more than 5%, is posted annually at www.moody's.com under the heading "Investor Relations — Corporate Governance — Director and Shareholder Affiliation Policy."

Additional terms for Australia only: Any publication into Australia of this document is pursuant to the Australian Financial Services License of MOODY'S affiliate, Moody's Investors Service Pty Limited ABN 61 003 399 657 AFSL 336969 and/or Moody's Analytics Australia Pty Ltd ABN 94 105 136 972 AFSL 383569 (as applicable). This document is intended to be provided only to "wholesale clients" within the meaning of section 761G of the Corporations Act 2001. By continuing to access this document from within Australia, you represent to MOODY'S that you are, or are accessing the document as a representative of, a "wholesale client" and that neither you nor the entity you represent will directly or indirectly disseminate this document or its contents to "retail clients" within the meaning of section 761G of the Corporations Act 2001. MOODY'S credit rating is an opinion as to the creditworthiness of a debt obligation of the issuer, not on the equity securities of the issuer or any form of security that is available to retail investors. It would be reckless and inappropriate for retail investors to use MOODY'S credit ratings or publications when making an investment decision. If in doubt you should contact your financial or other professional adviser.

Additional terms for Japan only: Moody's Japan K.K. ("MJKK") is a wholly-owned credit rating agency subsidiary of Moody's Group Japan G.K., which is wholly-owned by Moody's Overseas Holdings Inc., a wholly-owned subsidiary of MCO. Moody's SF Japan K.K. ("MSFJ") is a wholly-owned credit rating agency subsidiary of MJKK. MSFJ is not a Nationally Recognized Statistical Rating Organization ("NRSRO"). Therefore, credit ratings assigned by MSFJ are Non-NRSRO Credit Ratings. Non-NRSRO Credit Ratings are assigned by an entity that is not a NRSRO and, consequently, the rated obligation will not qualify for certain types of treatment under U.S. laws. MJKK and MSFJ are credit rating agencies registered with the Japan Financial Services Agency and their registration numbers are FSA Commissioner (Ratings) No. 2 and 3 respectively.

MJKK or MSFJ (as applicable) hereby disclose that most issuers of debt securities (including corporate and municipal bonds, debentures, notes and commercial paper) and preferred stock rated by MJKK or MSFJ (as applicable) have, prior to assignment of any rating, agreed to pay to MJKK or MSFJ (as applicable) for appraisal and rating services rendered by it fees ranging from JPY200,000 to approximately JPY350,000,000.

MJKK and MSFJ also maintain policies and procedures to address Japanese regulatory requirements.

Contacts

Xavier Lopez Del Rincon 44-207-772-8652
 VP-Sr Credit Officer
 xavier.lopez-del-rincon@moodys.com

Joanna Fic 44-20-7772-5571
 VP-Sr Credit Officer
 joanna.fic@moodys.com

Andrew Blease 44-20-7772-5541
 Associate Managing
 Director
 andrew.blease@moodys.com

Raffaella Altamura 44-20-7772-8613
 VP-Senior Analyst
 raffaella.altamura@moodys.com

CLIENT SERVICES

Americas	1-212-553-1653
Asia Pacific	852-3551-3077
Japan	81-3-5408-4100
EMEA	44-20-7772-5454